

RECEIPT, STORAGE AND ACCLIMATISATION

Before installation of Troldtekt®

These instructions for acclimatisation apply to all types and dimensions of Troldtekt panels.

Troldtekt consists of the natural material wood, and cement extracted from Danish mineral resources. Therefore, we recommend that all Troldtekt panels are acclimatised before installation. The moisture content of the wood and cement may vary, and so the physical dimension of the panel may vary.

INSPECTION ON RECEIPT

On receipt, check that the number of panels is correct and that the panels do not have visible defects or non-conformities. Please inform the supplier immediately in case of defective panels, as we cannot accept complaints regarding visible defects or non-conformities after the panels have been installed.

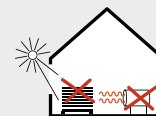
OUTDOOR STORAGE

If it is necessary to store Troldtekt panels outdoors, we generally recommend that you protect the panels using a tarpaulin or similar. Please note that outdoor storage should be as brief as possible.



INDOOR STORAGE

If you store Troldtekt panels indoors, you must remove any packaging, as condensation could otherwise form within the packaging. Acclimatisation will not start until the packaging is removed and the panels are 'battened up'. Care should be taken to protect stored Troldtekt panels from moisture, direct heat and dust. Be careful to protect the panels from dust throughout the construction period.



BEFORE INSTALLATION OF TROLDTEKT®

It is important that the Troldtekt panels are stored horizontally with proper support, e.g. on pallets or battens.



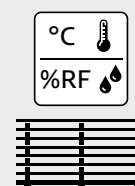
ACCLIMATISATION

Troldtekt panels should acclimatise for a minimum of 2 weeks and a maximum of 8 weeks before installation.

It is important that the Troldtekt panels are allowed to acclimatise prior to installation. Acclimatisation means that the panels must adapt to the temperature and humidity that is expected to be in the room when the building starts being used. Under these conditions, it is recommended to acclimatise the panels for 2 weeks or more before installation. The time for acclimatisation depends on the relative humidity and the air change in the room.

Optimum acclimatisation is achieved by 'battening up the panels', i.e. by placing battens between the panels and ensuring good ventilation in the room in question. Troldtekt is a purely natural material consisting of approx. 50% wood, and the panels will therefore 'work' to achieve the same temperature and humidity level as their surroundings – like, e.g. wooden floors do. You should therefore not start installing Troldtekt until the building is completely sealed and the room reaches a temperature and humidity as in the use phase. Troldtekt panels have undergone a drying process before leaving the factory in Troldhede, but during transport or storage, the panels may absorb moisture again. If you install the panels without acclimatising first, the panels are at risk of shrinking when they dry, which may result in small cracks. If the panels absorb moisture after installation, they will merely push into each other. There is consequently no risk of the panels expanding so much so that they push to other building parts.

Troldtekt panels should also be acclimatised when installed in wet rooms or outdoors.



BATTENING METHOD

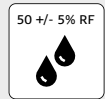
You should lay more battens per layer to avoid bending and pressure marks on the panels. You should also place the battens just above each other at the entire height of the pallet.

We recommend that you place the battens evenly across the panels for the best airflow, and that you use battens at least 0.5 cm thick and approx. 2.0 cm wide.

600x600 mm: 2 battens per layer. Approx. 10 cm inside each side
 600x1200 mm: 3 battens per layer. Approx. 10 cm inside each side
 600x2400 mm: 4 battens per layer. Approx. 10 cm inside each side
 It is recommended to stack the panels at a max. height of 1.0 m.

For 2-layer panels, i.e. Troldtekt Plus acoustics and Troldtekt ventilation, we recommend to stack the panels front-to-front. I.e. with battens between every other layer.

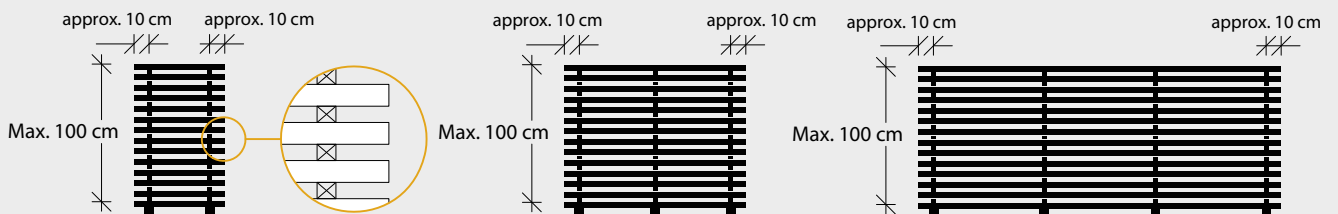
You should leave the panels battened for max. 8 weeks.



THE PHYSICAL DIMENSIONS OF THE PANEL DEPEND ON ACCLIMATISATION

It is important to note that Troldtekt is made from the natural material wood and cement, and the very nature of the material composition will result in minor variations in the panels. Panel dimensions and weight remain within the stated tolerances at 23°C ± 2°C and 50% ± 5% relative humidity. However, inappropriate storage and lack of acclimatisation can affect the dimensions and weight of the panels. Therefore, it is important that you carefully follow the installation, storage and acclimatisation instructions

TROLDTEKT® WITHOUT A BACKING LAYER



TROLDTEKT® WITH A BACKING LAYER

