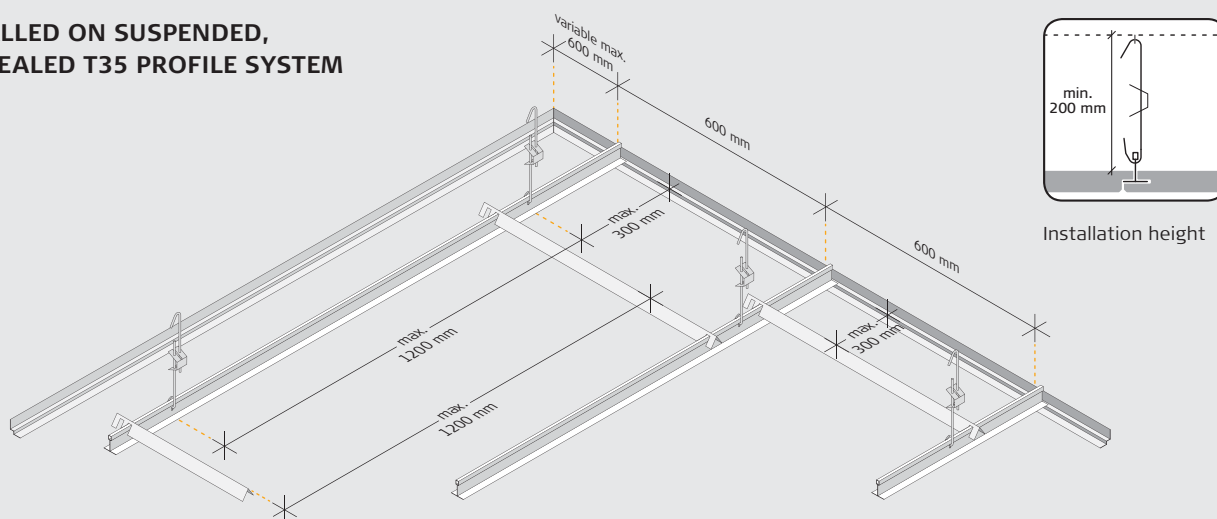


INSTALLATION INSTRUCTIONS

Suspended, concealed T35 profile system

These instructions apply to installation of concealed T35 profile system.
Download installation instructions for all Troldtekt® panel types from www.troldtekt.com.

INSTALLED ON SUSPENDED, CONCEALED T35 PROFILE SYSTEM

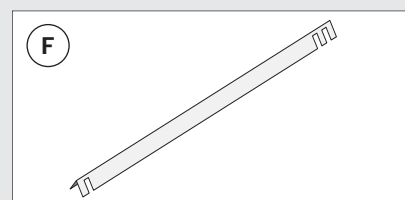
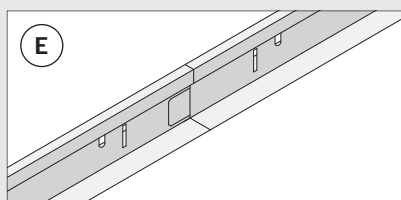
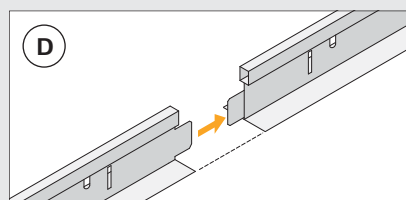
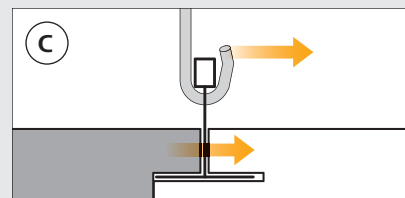
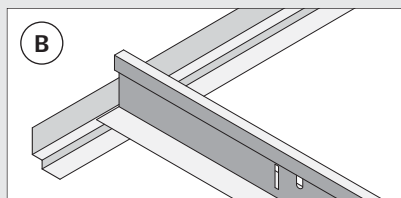
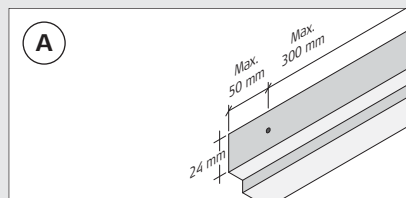


INSTALLATION

1: Fix the shadow-edge angle profiles (in the 24-mm tall side of the profile) securely to the wall with a maximum spacing of 300 mm. Additionally, fasten 50 mm from profile ends at joints, abutments and endings. (See fig. A). Hang the main profiles in parallel at 600 mm, with hanger points at max. 1200 mm. There should be max. 300 mm from the transverse wall to the first hanger. The main profiles must lap on the shadow-edge angle profiles. (See fig. B).

2: Fix the hangers securely to the structure above. In order to facilitate the placing of the Troldtekt panels, the hooks on the adjustable quick-hangers as well as the panels must face as shown in fig. C, and the hanger should be min. 200 mm. There should also be at least 200 mm distance to underlying installations, cable ducts etc., where the Troldtekt panels must be removable. In case of increased loads from e.g. lighting armatures, the hanger spacing should be reduced. Fix heavy armatures etc. to the structure above. Use a hacksaw or a profile cutter to cut the profiles. Connect the main profiles by pushing the ends together so that they lock. (See figs. D and E).

3: When you have installed the profiles, check that all hangers are secure. Adjust if necessary. Then place the Troldtekt panels with the keyway facing the installation direction so that the last row of panels lies loosely in the profile facing the wall. As you place the panels, fit spacer profiles (see fig. F) for every 1200 mm. The first spacer profile should be fitted max. 300 mm from the wall. Fit the spacer profiles on the suspended main profiles.



COMPONENTS



Product name	Shadow-edge angle profile, SK-300 - 24/12/15/20 mm	Main profile, B-360 - 35x43 mm	Adjustable hanger
Size/length (mm)	3000	3600	180-300 / 340-600 / 540-1000
Quantity per pack	30 pcs.	16 pcs.	100 pcs.
Approx. qty. per m²	According to measurement	1.7 linear m	1.4 pcs.



Product name	Spacer profile, Troldtekt acoustic panels	Spacer profile, +18 and +25 mm*	Spacer profile, +40 mm**
Size/length (mm)	610	650	650
Quantity per pack	50 pcs.	50 pcs.	50 pcs.
Approx. qty. per m²	1.4 pcs.	1.4 pcs.	1.4 pcs.

* Intended for Troldtekt Plus 25+18 / 35+18 mm and Troldtekt Ventilation 25+25 mm
 ** Intended for Troldtekt Plus 25+40 / 35+40 mm