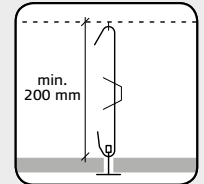
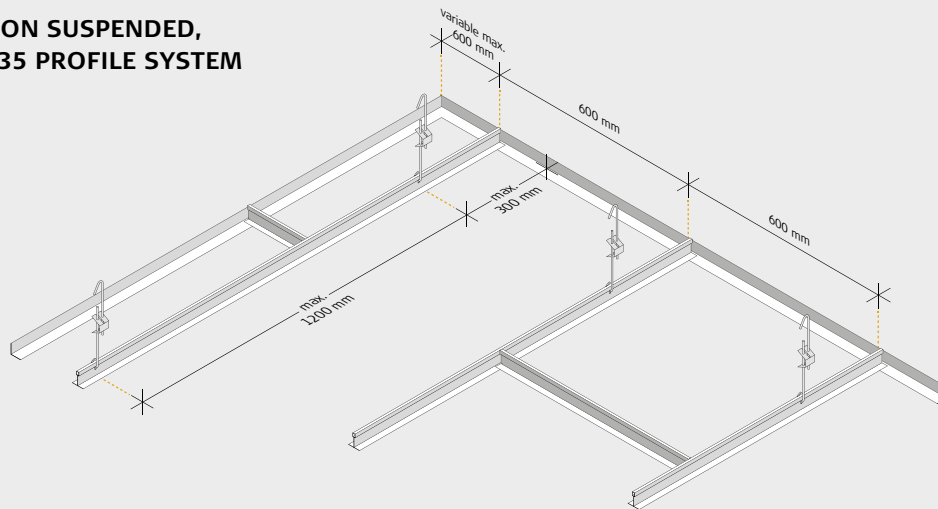


INSTALLATION INSTRUCTIONS

Suspended, exposed T35 profile system

These instructions apply to installation of exposed T35 profile system.
Download installation instructions for all Troldtekt® panel types from www.troldtekt.com.

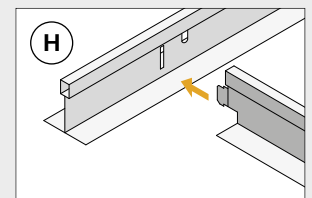
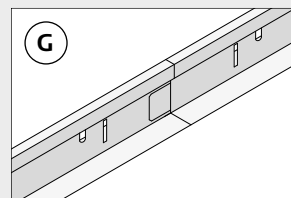
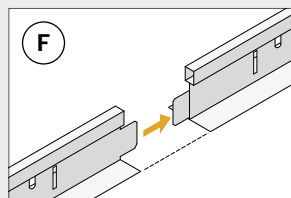
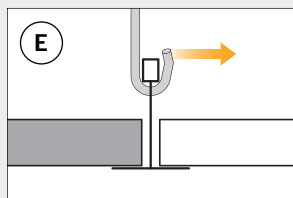
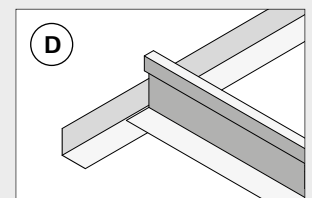
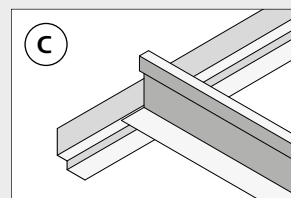
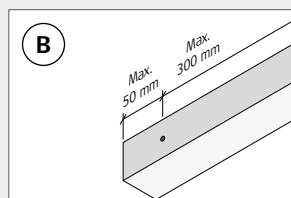
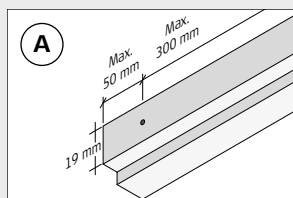
INSTALLED ON SUSPENDED, EXPOSED T35 PROFILE SYSTEM



Installation height

INSTALLATION

- 1:** Fix the shadow-edge angle profiles (in the 19-mm tall side of the profile) or the perimeter angle profiles securely to the wall with a maximum spacing of 300 mm. Additionally, fasten 50 mm from profile ends at joints, abutments and endings. (See figs. A and B). Hang the main profiles in parallel at 600 mm, with hanger points at max. 1200 mm. There should be max. 300 mm from the transverse wall to the first hanger. The main profiles and cross tees must lap on the perimeter angle or shadow-edge angle profiles (see figs. C and D).
- 2:** Fix the hangers securely to the structure above. In order to facilitate the placing of the Troldtekt panels, the hooks on the adjustable quick-hangers must face the same way (see fig. E), and the hanger should be min. 200 mm. There should also be at least 200 mm distance to underlying installations, cable ducts etc., where the Troldtekt panels must be removable. In case of increased loads from e.g. lighting armatures, the hanger spacing should be reduced. Fix heavy armatures etc. to the structure above. Cut the main profiles at the wall and ensure that the slots are placed correctly in relation to the cross profiles near the wall. Use a hacksaw or a profile cutter to cut the
- profiles. Connect the main profiles by pushing the ends together so that they lock. (See figs. F and G).
- 3:** Place the cross tees between the main profiles by inserting the tongues of the cross tees into the slots of the main profiles, spaced at 150 mm. (See fig. H). When you have installed the profiles, check that all hangers are secure. Adjust if necessary. Now lay the Troldtekt panels in the grid.



COMPONENTS



Product name	Perimeter angle profile, V-300 - 30x30 mm	Cross tee, T-60 - 35x38 mm	Main profile, B-360 - 35x43 mm
Size/length (mm)	3000	600	3600
Quantity per pack	40 pcs.	36 pcs.	16 pcs.
Approx. qty. per m²	According to measurement	600x1200mm: 1.4 pcs. 600x600mm: 2.8 pcs.	1.7 linear m



Product name	Shadow-edge angle profile, SK-300 - 19/9/11/22 mm	Adjustable hanger
Size/length (mm)	3000	180-300 / 340-600 / 540-1000
Quantity per pack	30 pcs.	100 pcs.
Approx. qty. per m²	According to measurement	1.4 pcs.