

# Troldekt® tiles T24

A flexible acoustic ceiling that adds elegance to the room



# Experience superior acoustics and distinctive design - with a removable ceiling

Choosing Troldtekt tiles T24 allows you to create a space with great acoustics and elegant patterns. You also get a suspended and fully removable ceiling, making it easy for you to inspect any installations above the acoustic ceiling.

Troldtekt tiles T24 is a supplement to Troldtekt's award-winning design series. Unlike other products available in the design series, you can install the solution using a visible T24 profile system - no tools or screws required. This also makes it easy to remove the ceiling. The acoustic panels for the solution are 25 mm versions of the Troldtekt tile design solution.


Troldtekt tiles feature milled grooves in the surface, creating a pattern of rectangular fields on each panel. If you choose square acoustic panels, you can turn

selected ones 90 degrees to break the pattern and create greater variation across the ceiling surface.


A half groove has been milled into each of the four sides of the acoustic panels. This means that you end up with an additional groove that fits the T24 profile when you install two panels next to one another. The profiles are raised into the ceiling, allowing you to achieve a virtually seamless look even with the visible T24 profiles.




Troldtekt tiles T24 are available in four variants, allowing you to design your own acoustic ceiling.




Troldtekt® tiles 5, T24  
25 x 593 x 593 mm



Troldtekt® tiles 8, T24  
25 x 593 x 593 mm



Troldtekt® tiles 5, T24  
25 x 593 x 1193 mm



Troldtekt® tiles 8, T24  
25 x 593 x 1193 mm



# A ceiling with great flexibility

## Easy to install and remove

In the suspended T24 profile system, you can install Trolldtekt acoustic panels without the use of tools or screws. This means that you get a fully removable ceiling.

## Choose your pattern

The choice is yours whether each acoustic panel for the solution should have four or seven milled grooves. A half groove has been milled into all four sides of the panel, so when you install two panels next to each other, a groove that fits the T24 profile will appear. If you turn selected panels the ceiling will get a more varied look.

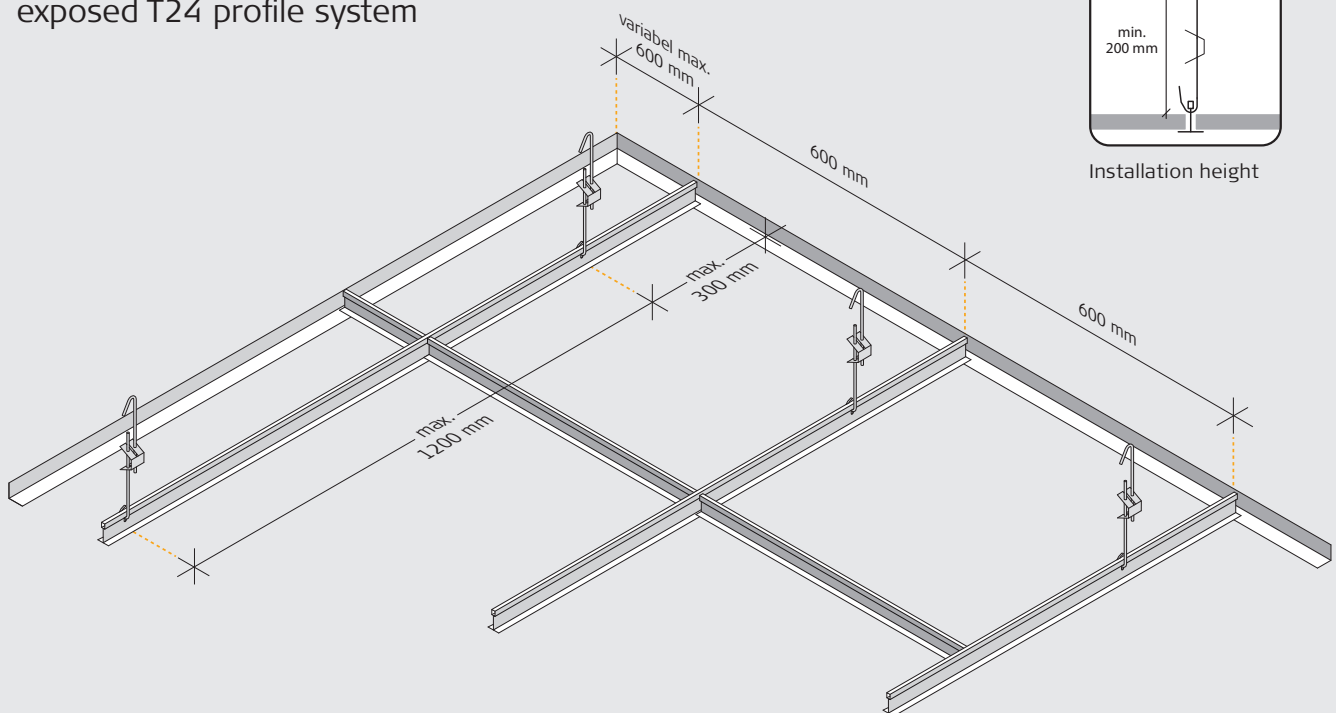
## Two colour options

The acoustic panels for Trolldtekt tiles T24 are available in two standard colours – white 101 and black 207 (FUTURECEM). The profile system is also available in white and black, so you can match the colour of the acoustic panels.

## Acoustic panels with a reduced carbon footprint

You can choose Trolldtekt acoustic panels based on the cement type FUTURECEM™. Trolldtekt based on FUTURECEM has a carbon footprint that is 26 and 38 per cent lower than those of Trolldtekt acoustic panels based on grey and white cement, when measured throughout the product's entire life cycle.

## Installed on suspended, exposed T24 profile system



### T24 profile system

In the suspended T24 profile system, the Trolldtekt acoustic panels are installed in visible main and cross tees without the use of tools or screws. This means that you get a fully removable ceiling.